

# GVM-16G Turnair Valving Machine

The GVM-16G Turnair Valving Machine removes and installs cylinder valves quickly and efficiently. The GVM continues to serve users with reliable performance. Practically every one of these machines that Galiso has supplied has been built by Chris Schmidt (far right).

- A powerful axial piston air motor ensures long life and maintenance free operation.
- Motor rotation is increased almost 3x over the older chain driven models
- The patented valve tong design automatically adjusts to grip valve flats from 7/8" to 1 7/8".
- The Valve tong assembly features a power multiplier to increase grip strength as torque increases to hold the valves securely for removal or insertion. This eliminates slippage and valve damage caused by unconventional methods.
- Can be configured for cylinder left or right side loaded (optional) into the GVM-16G for fast handling.
- Available in 2 models: caster mounted for portability or mounted on a stationary base plate.
- Each machine is torque tested and comes with individual torque sheet.

The only safe way to de-valve a cylinder is to verify it is not under pressure. Instructions on this easy to perform operation are available by viewing our Cylinder Safety Verification Movie. [\\*\\*\\*\\*See VIDEO\\*\\*\\*\\*](#)



22 Ponderosa Ct

Montrose, CO 81401

[www.galiso.com](http://www.galiso.com) (800)854-3789

- Dimensions ..... 48" L x 36" W x 114" H
- Air ..... 15 CFM at 120 PSI at maximum torque
- Max Torque ..... 650-700 Ft. Lbs. fully adjusted
- Max Clamping Force ..... 3,000 Lbs. fully adjusted
- Max Cylinder Size ..... 3" to 16" Diameter, 62" Tall

Insert/Remove Video

[\\*\\*\\*\\*See VIDEO\\*\\*\\*\\*](#)



The GTR-600 measures and provides a repeatable digital reading of the actual insertion torque of a valve into a cylinder. The GTR-600A (Auto Option) also shuts down the Valving Machine's motor when the desired torque is reached. Real time digital Readout Readings in Ft-lbs or N-m.



## GVM Valving Machine Options



The GVM Safety Shield P/N 14-41-0660 is a bolt on accessory for the GVM-16 valving machine. Made from bullet resistant Lexgard Lexan, the safety shield's bullet resistant properties have been field tested by our Quality Assurance Team. The High Impact Safety Shield was able to contain a .44 Magnum projectile from the distance of 10 Feet.



Time Saver!

## GVM SAFETY SHIELD TEST VIDEO



Propane Valve Extractor Available in standard Clawfoot widths: 1.125", 1.25", 1.5",



Custom Extractors can be quoted

- Readings in Ft-lbs or N-m
- Range: 60-600 Ft-lbs or 81-813 N-m
- RS-232 connection to send data to a computer or printer

Accuracy: +/-1% of indicated value  
Digital LCD Readout

The GTV-600 is used as a daily verification device to confirm the insertion torque value on a valving machine. The GTV-600 is designed to fit into the clamp and jaw tong mechanism of the GVM and CIV valving machines. The GTV-600 is also used to confirm, on a daily basis, the accuracy of the GTR-600 Real Time Insertion Torque Reader system and to calibrate the GTR-600 if it needs adjustment



## TORQUE VERIFIER VIDEO



Optional Small Cylinder Lift Assembly is available for loading cylinders into position for the valving operation. Max capacity for cylinder lift is 500lbs. Lifting distance up to 16".



# ECV Empty Cylinder Verifier

## Features:


The Empty Cylinder Verifier is an add on utility that uses flow control sensing to verify if a cylinder is truly empty or not before de-valving. The verifier locks out the ability to de-valve until a cylinder has been tested for empty. Unclamping the arm of the valver resets the verifier. Full air flow is allowed only when cylinder is proven to be empty. Equipment can be used with all Galiso Valving machines and others. Display and Air gun are magnetic mount to allow for convenient placement.

Air Requirements:..... 100-120 PSI  
 Power ..... 110v

Valver Enabled  
 ±999.9 (SEC)



Cylinder Contains Pressure






# Control Box Pneumatic Lift

## Features:

Control Box Pneumatic Lift.  
Aging valving machines can be difficult to move up and down. The pneumatic lift gives ability to move valver head up and down with the touch of a finger. There is still play after movement to allow for setting tongs to valve flats. Equipment can be used with all Galiso Valving machines and others. Control Valve is magnetic mount to allow for convenient placement.

## [AIR CYLINDER LIFT VIDEO](#)



# Automatic Torque Control

## GTR600A VIDEO

The GTR-600A System controls and provides a repeatable digital reading of the actual insertion torque of a valve into a cylinder.

The GTR-600A System consists of two main components

The GTR-600A Real Time Insertion Torque Reader w/Auto Shutoff  
P/N 14-51-0655

- User friendly PLC control with Touch Screen
- Real time digital Readout Readings in Ft-lbs or N-m
- Easy User Accuracy Verification and Calibration
- Accuracy +/- 5% of indicated value
- Auto Motor Shut-off when torque value is reached
- RS-232 Connection to send data to a computer or printer

The GTV-600 Torque Verification and Calibration Tool.  
P/N 14-51-0600

The GTV-600 is used as a daily verification device to confirm the accuracy of the GTR-600 mechanism and to calibrate the GTR-600. The GTV-600 is designed to fit into the clamp and jaw tong mechanism of the GVM and CIV Valving Machines, mimicking a cylinder with a valve to provide true verification and calibration of the GTR-600.




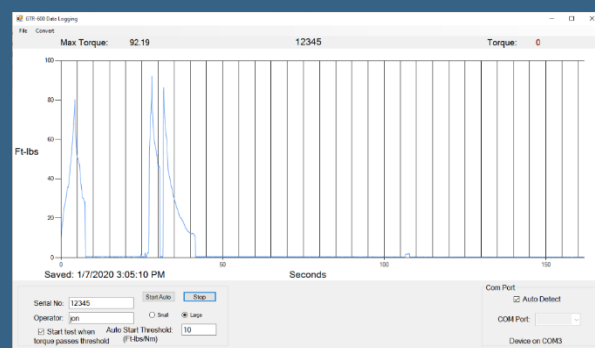
## Data Logger 14-41-0690

12345.txt - Notepad

```

File Edit Format View Help
Serial Number: 12345
Cylinder Size: Large
Operator: Jon
Date: 1/7/2020 3:05:10 PM
Max Torque: 92.19(Ft-lbs)
Start Threshold: 10(Ft-lbs)

Time(secs) Torque(Ft-lbs)
0.000 10.340
0.229 14.520
0.457 17.840
0.686 21.540
0.914 24.740
1.142 27.080
1.370 28.550
1.599 31.140
1.827 33.970
2.055 35.690
2.284 36.060
2.513 39.880
2.740 43.940
2.969 48.130
3.196 51.940
3.425 57.110
3.654 62.040
3.884 68.190
    
```



- Readings in Ft-lbs or N-m
  - Range: 60-600 Ft-lbs or 81-813 N-m
  - RS-232 connection to send data to a computer or printer
- Accuracy: +/-1% of indicated value  
Digital LCD Readout

