




- ① The Test Head connects to the cylinder through the spud.
- ② High pressure connection allows for pressurizing the cylinder to required PSI (up to 11,000psi).
- ③ Low Pressure connection is designed to reduce the set-up time for testing by pneumatically sealing the head to the test jacket at the pneumatic boot ④, and sealing the cylinder test connection with speed seals at the cylinder threads ⑤. This eliminates the need to Teflon tape each connection to the cylinder. The spud turns in 3-4 turns (enough to lift the cylinder) with Straight or Tapered threads, then seals automatically⑥.



Test heads come as the original "H" (threaded ) ⑦ spud configuration or "G" style configuration ⑧. "G" Style allows you to swap thread sizes quickly.



Seals the cylinder test connection with speed seals at the cylinder threads when Low Pressure Hose is applied



This "G" style uses a quick-connect spud that allows you to change the cylinder side thread in as little as 20 seconds. With the "G" style you have a direct connection to the cylinder rather than using an adapter. This minimizes leak points and wear you would normally see when adapting a spud to fit different cylinder neck threads.











### Test Head Connection



Spud Uses Speed Seal







H-Style

G-Style

- |  |                            |   |             |
|--|----------------------------|---|-------------|
|   | <b>.75"</b><br>01-32-3159  |    | 01-32-3158  |
|   | <b>.89"</b><br>01-32-2534  |   | 01-32-2535  |
|  | <b>1.01"</b><br>01-32-2549 |  | 01-32-2547  |
|  | <b>1.09"</b><br>01-32-2537 |  | 01-32-2538  |
|  | <b>1.46"</b><br>01-32-2550 |  | 01-32-2548A |



Air Requirements...90PSI (Head Seal)  
Test Pressure..... Up To 10,000 PSI

- |   |                             |   |             |
|---|-----------------------------|---|-------------|
|  | <b>.56"</b><br>01-32-2382   |  | 01-32-2379  |
|  | <b>.600"</b><br>01-32-2400  |  | 01-32-2401A |
|  | <b>.656"</b><br>01-32-2531A |  | 01-32-2532  |



Adapter  
No Speed Seal

# Test Spuds

## G-style

### 01-41-3163 Straight Thread Spud kit

Galiso Test Head comes with standard 3/4" NPT cylinder connection with Galiso patented "Speed Seal". This kit is for 3/4"NPSM, 1 1/8"-12, 7/8"-14 and 3/4"-16 Straight Thread cylinder connection with properly sized Speed Seal and Spud Washer.



### 01-41-4652A Tapered Thread Spud Kit

This kit is for 1/2"NPT and 1"NPT cylinder connection with properly sized Speed Seal and Spud Washer.

### Spud sizes and seals (partial list)

## H-style



This H-Style Spud kit is for 1/2"NPT and 1"NPT cylinder connection with properly sized Speed Seal and Spud Washer.

### Spud sizes and seals (partial list)



22 Ponderosa Ct

Montrose, CO 81401

[www.galiso.com](http://www.galiso.com) (800)854-3789

Part Number	Cylinder Side Thread =>	Seal	Spud Washer	Part Number	Cylinder Side Thread =>	Seal	Spud Washer
01-31-3190A	Spud, G-Style QC, 17E	01-32-2382	01-32-2379	01-31-3195A	Spud, G-Style, QC, 25E	01-32-2534	01-32-2535
01-32-2846	.50" NPT	01-32-2531A	01-32-2532	01-31-2349	PZ27.8	01-32-2534	01-32-2535
01-31-2455C	.715 Whitworth BS 341	01-32-2400A	01-32-2401A	01-31-0780	Spud, G-Style 1-5/16"-12	01-32-0782	01-32-0781
01-31-2369C	.75" - 14 NGT (24 OS)	01-32-2549	01-32-2547	01-31-2364B	.75" - 14 NGT 24Thds Oversize	01-32-2549	01-32-2547
01-31-2367B	JIS B 8241 - V1	01-32-2400a	01-32-2401A	01-31-2360C	Spud, G-Style QC, W28.8" X 1/14" Taper DIN 477	01-32-2534	01-32-2535
01-31-2368B	JIS B 8241 -V2	01-32-2534	01-32-2535	01-32-2533HT	3/4" NGT Heat Treated H	01-32-2534	01-32-2535
01-31-3162D	Spud, QC G Style, .750-16 UNF	01-32-2531A	01-32-2532	01-31-3182A	Spud, G-Style QC, 1-5/8-12 UNJ	01-32-2550A	01-32-2548A
01-32-2530E	.50" NPT ( I - 2 Turns Under Basic )H	01-32-2531A	01-32-2532	01-31-3114	.875-14 UNF	01-32-3159	01-32-3158
01-32-2533F	.75" - 14 SGIT ( 1.500"Ft. Taper )H	01-32-2534	01-32-2535				
01-32-2536G	1.00" NPT ( I - Turns Under Basic )H	01-32-2537	01-32-2538				
01-31-1612	Spud, QC, G-Style, M18 x 1.5	01-32-2531A	01-32-2532				

**Adapters: We stock adapters for most cylinder neck threads. Custom Adapters can be made upon request**

# GTHK Galiso Test Head Tool Kit

The THTK, Galiso Test Head Tool Kit includes everything you'll need to maintain and repair your test head. Galiso Part Number 68-54-1925

Includes:

01-51-2700 Open Face, Head Test Kit - Allows you to check internal lines and stem for leak prior to assembly of diaphragm



68-11-1927 Wrench, Torque, 3/8" Drive



68-11-1928 Wrench, Check Nut, 1-1/2" Fractional, SAE to hold Pressurization Adapter



68-11-1929 2ea, Wrench, Jam Nut, 9/16", Ultra thin, Black Oxide



68-11-1930 Socket, Shallow, Test Head Bolt, 6-Point



68-31-1899 HBIT, Head Boot Install Tool



68-31-1926 Socket for Head Stem Installation 3/8" Drive x 6"



68-41-1860 Assembly, Wrench, Spanner, 2-1/4", w/Extension



\*\*\*\*See Repair VIDEO\*\*\*\*

Test band (Not included in tool Kit)



01-61-2676, 12"

01-61-2675, 14"

01-61-2617, 18"

01-61-2961, 24"



 **GALISO**<sup>®</sup>  
INCORPORATED  
GASES LIQUIDS SOLIDS